

2016 Wood Processor Report

Including Import and Export Information

Compiled from 2016 Wood Processor Reports

pursuant to 12 M.R.S. § 8884

Published: April 27, 2017



Department of Agriculture, Conservation and Forestry

Maine Forest Service

Forest Policy and Management

#22 SHS, Augusta, ME 04333

(207)287-2791 or 1-800-367-0223 (instate)

www.maineforestservice.gov; www.bewoodswise.org

We help you make informed decisions about Maine's Forests

This publication is available online at: www.maineforestservice.gov

Printed under appropriation 010-01A-5440-52

What is the purpose of the Wood Processor Report?

Each year, the Maine Forest Service collects information from Maine primary wood processors regarding the volume of wood processed in Maine. Information is also collected for volumes imported into Maine or exported from Maine.

This report summarizes, for 2016, the volume of wood harvested in Maine, processed by Maine mills, and imported into or exported from Maine.

Wood flow data is summarized for sawlogs, pulpwood, biomass chips, other miscellaneous products, and imports and exports.

How was this information collected?

In 2016, the Maine Forest Service received wood processor reports from 126 primary processing mills (sawmills, pulp and paper mills), 45 portable sawmills, 77 firewood dealers, 114 loggers and brokers who may have exported wood, 23 concentration yards, and 8 mills that burn some form of wood for energy. Volume information contained in these individual reports is confidential and by law shall not be made public, except that summary reports may be published using aggregated data which does not reveal the activities of an individual person or firm (12 M.R.S. §8884, sub-§3, "Forest Landowner and Wood Processor Reporting Requirements").

Interpreting Harvest, Export, Import, and Processed by the Maine Forest Products Industry

Maine wood processed

wood that is harvested in Maine and used by a Maine primary processing facility.

Exported from Maine without processing

wood that is harvested in Maine and exported out of state without processing by a Maine mill.

Imported from out of state

wood that is imported from out of state (not harvested in Maine) and processed by a Maine mill.

Total processed by Maine Forest Products Industry

total volume of wood processed in Maine, regardless of origin.

Definitions and Notes

1. Biomass Chips:

produced in the woods by chipping any or all of the following: tree limbs and tops, cull trees, and smaller trees not suitable for higher value products. Usually used as energy fuel, biomass chips may also be used for sludge composting, playground padding, and mulch.

2. Bole/Stem Pulp Chips:

produced in the woods by chipping the lower portion of the tree. These chips are not free of bark, but are suitable for use in pulp mills.

3. Cords (cdfs):

a stack of fuel wood, pulpwood, or other material that measures 4 x 4 x 8 feet, or 128 cubic feet.

4. Construction and Demolition Waste (C and D Waste):

ground up wooden debris left over from construction and demolition that is burned by wood to energy facilities.

5. Firewood: roundwood that is burned for home heating.

6. Hog Fuel:

any woody residue produced from mills, such as sawdust, bark or shavings, and used as energy fuel.

7. Pellets:

wood fuel generally made from dried wood fiber compressed into uniform diameter for burning.

8. Pulpwood:

roundwood that is used for the production of wood pulp. Generally sold as tree length, 16', 8' or 4' len

9. Sawlogs:

a log that meets minimum standards of diameter, length, and defect, intended for sawing into boards or lumber. Includes sawlogs, studwood, pallet logs, boltwood, and veneer logs.


10. Sawmill residues:


clean, pulp-quality chips made from debarked slabs and edgings at sawmills. Used by pulp and paper mills to produce wood pulp.


11. Thousand Board Feet (MBF):


One thousand board feet. One board foot is the amount of wood contained in an unfinished board 1" thick, 12" long, and 12" wide.


Report Highlights


 Maine's forest products industry consumed 13.2 million green ton equivalents in 2016, down from 15.2 million green ton equivalents in 2015. Eighty percent of the processing total (10.6 million green ton equivalents) was harvested in Maine, while 20% (2.6 million green ton equivalents) was imported.

 Maine landowners harvested 12.7 million green ton equivalents of wood in 2016, down from 2015 (14.6 million green ton equivalents). Seventeen percent (2.2 million green ton equivalents) of the 2016 harvest was exported, down from 2015 (2.6 million green ton equivalents).

 Maine's pulp and paper producers processed 7.2 million green tons of pulpwood, down 1.1 million tons (13%) from 2015 consumption. Seventy-seven percent of the pulpwood originated from Maine's forests; 23% was imported.

 Biomass harvesting volume was 2.2 million tons in 2016, down from 2015 (3.0 million tons). Biomass energy facilities consumed 2.0 million tons in 2016, down 30% from 2015 (2.9 million tons). Eighty-five percent originated from Maine's forests; 15% was imported.

 Maine's sawlog processing in 2016 was 0.85 billion board feet, same as 2015 (0.85 billion board feet).

 Maine's forest products industry imported 2.6 million green tons during 2016, compared to 3.2 million tons in 2015. 2.2 million green tons were exported in 2016, down from 2.6 million tons in 2015.

SAWLOGS

2016 Wood flow in Maine as reported to the Maine Forest Service (in MBF)

County	Spruce and Fir	White and Red Pine	Hemlock	Cedar	Other Softwood	Total Softwood	Beech	White Birch	Yellow Birch	Sugar Maple	Red Maple	Oak	Ash	Aspen	Other Hardwood	Total Hardwood	Total Sawlogs
ANDROSCOGGIN	1,683	8,891	418	3,551	0	14,543	115	165	236	269	250	1,015	345	27	28	2,450	16,993
AROOSTOOK	145,123	997	7,533	1,227	54	154,934	1,745	5,547	5,634	12,998	6,787	8	298	60,735	413	94,165	249,099
CUMBERLAND	332	15,792	3,058	0	0	19,182	178	134	182	118	350	824	206	1	0	1,993	21,175
FRANKLIN	10,682	10,123	295	276	20	21,396	459	2,008	690	1,892	576	722	575	130	921	7,973	29,369
HANCOCK	8,912	6,376	387	51	0	15,726	48	608	202	701	183	472	288	0	928	3,430	19,156
KENNEBEC	1,249	15,075	2,287	20	25	18,656	186	863	135	417	363	788	170	26	50	2,998	21,654
KNOX	47	1,236	290	0	0	1,573	2	21	1	0	0	59	3	3	0	89	1,662
LINCOLN	934	6,633	743	0	0	8,310	14	37	4	65	9	163	4	1	0	297	8,607
OXFORD	26,790	33,694	1,087	0	0	61,571	756	1,829	1,500	2,465	1,070	2,981	906	38	440	11,985	73,556
PENOBSCOT	38,480	16,169	10,343	1,486	1	66,479	64	3,011	1,574	2,458	524	523	1,064	5,560	701	15,479	81,958
PISCATAQUIS	30,607	5,416	1,133	87	29	37,272	691	1,513	3,059	9,420	1,397	1,034	808	2	506	18,430	55,702
SAGadahoc	18	1,882	46	1	0	1,947	6	2	0	5	9	167	9	2	0	200	2,147
SOMERSET	28,611	12,226	296	467	59	41,659	1,133	3,055	1,741	2,914	962	1,569	1,117	26	644	13,161	54,820
WALDO	1,807	10,510	867	135	0	13,319	28	332	35	49	114	1,421	95	36	0	2,110	15,429
WASHINGTON	22,593	3,202	259	62	2	26,118	43	219	214	466	61	47	228	1,868	759	3,905	30,023
YORK	52	19,300	489	1	0	19,842	109	55	21	20	322	208	17	1	0	753	20,595
Maine wood processed:	317,920	167,522	29,531	7,364	190	522,527	5,577	19,399	15,228	34,257	12,977	12,001	6,133	68,456	5,390	179,418	701,945
Exported from Maine without processing:	126,099	19,708	727	9,667	0	156,201	33	1,294	5,972	8,484	2,443	8,567	3,871	24	51,719	82,407	238,608
Total harvested from Maine forests:	444,019	187,230	30,258	17,031	190	678,728	5,610	20,693	21,200	42,741	15,420	20,568	10,004	68,480	57,109	261,825	940,553
Imported from out of state:	27,862	63,399	842	833	0	92,936	256	4,015	980	2,350	2,250	386	206	48,038	1,496	59,977	152,913
Total processed by Maine Forest Products Industry:	345,782	230,921	30,373	8,197	190	615,463	5,833	23,414	16,208	36,607	15,227	12,387	6,339	116,494	6,886	239,395	854,858

- Notes:**
1. Sawlogs include logs, veneer, boltwood, studwood, palletwood, etc. Green ton converted to MBF @ 5 green tons = 1 MBF.
 2. Other Softwood includes larch, pitch pine, and others.

PULPWOOD

2016 Wood flow in Maine as reported to the Maine Forest Service (in Green Tons), including both solid wood and bole/stem pulp chips (Totals do not add up due to rounding)

County	Spruce and Fir	White and Red Pine	Hemlock	Cedar	Other Softwood	Total Softwood	Aspen	Other Hardwood	Total Hardwood	Mixed Wood	Total Pulpwood	SAWMILL RESIDUE Green Tons
ANDROSCOGGIN	284	8,306	9,413	0	6,310	24,313	2,695	64,125	66,820	0	91,133	0
AROOSTOOK	9,286	31	3,834	0	14,500	27,651	1,505	881,822	883,327	0	910,978	0
CUMBERLAND	428	39,666	14,294	0	5,277	59,665	2,636	57,297	59,933	0	119,598	5,231
FRANKLIN	69,108	9,310	17,585	0	15,409	111,412	24,985	386,848	411,833	0	523,245	18,312
HANCOCK	13,365	4,834	7,036	0	28,838	54,073	7,158	111,043	118,201	0	172,274	6,973
KENNEBEC	3,664	23,427	15,841	0	17,761	60,693	7,693	118,195	125,888	0	186,581	202
KNOX	721	2,457	663	0	2,854	6,695	1,640	19,853	21,493	0	28,188	0
LINCOLN	860	12,909	3,382	0	6,500	23,651	1,148	26,942	28,090	0	51,741	0
OXFORD	23,215	111,727	47,446	0	14,052	196,440	22,177	425,271	447,448	0	643,888	16,932
PENOBSCOT	29,197	3,199	51,254	0	28,650	112,300	23,219	579,450	602,669	0	714,969	99
PISCATAQUIS	99,601	3,950	12,416	0	19,657	135,624	14,155	360,227	374,382	0	510,006	39,055
SAGADAHOC	60	2,705	981	0	2,940	6,686	379	7,517	7,896	0	14,582	0
SOMERSET	144,910	33,494	14,166	0	11,373	203,943	40,611	628,168	668,779	0	872,722	0
WALDO	11,574	30,602	4,430	0	5,915	52,521	6,873	91,076	97,949	0	150,470	0
WASHINGTON	14,437	439	7,916	0	37,270	60,062	2,819	375,274	378,093	0	438,155	0
YORK	37	15,175	13,298	0	827	29,337	1,828	79,531	81,359	0	110,696	9,874
Maine wood processed:	420,747	302,231	223,955	0	218,133	1,165,066	161,521	4,212,639	4,374,160	0	5,539,226	96,678
Exported from Maine without processing:	451,546	137	7,953	0	15,510	475,146	3,877	182,134	186,011	0	661,157	16,664
Total harvested from Maine forests:	872,293	302,368	231,908	0	233,643	1,640,212	165,398	4,394,773	4,560,171	0	6,200,383	113,342
Imported from out of state:	135,357	62,189	47,053	0	19,103	263,702	71,798	1,320,463	1,392,261	0	1,655,963	114,921
Total processed by Maine Forest Products Industry:	556,104	364,420	271,008	0	237,236	1,428,768	233,319	5,533,102	5,766,421	0	7,195,189	211,599

Sawmill residues are clean, pulp-quality wood chips made from slabs and edgings at sawmills. The volume is reported here as an additional input to the pulp and paper mills and pellet mills. Sawmill residues are a by-product of the sawing process, and are not included as additional harvest volumes from Maine's forests.

Pulpwood Notes:

1. Other Softwood is comprised of bole chips of which specific species information was not collected.
2. Aspen volumes are based upon pure loads.
3. Other Hardwood is comprised of all hardwood species except aspen sold in pure loads.

Wood Imports and Exports

2016 Wood Flow in Maine as reported to the Maine Forest Service (in Green Tons)

County	BIOMASS CHIPS	Further utilization of wood already tallied.	C AND D WASTE	FIREWOOD / PELLET* CORDS
		HOG FUEL		
Androscoggin	79,292	20,750	6,696	3,490
Aroostook	373,446	188,441	0	8,424
Cumberland	170,647	12,054	5,422	2,225
Franklin	197,587	80,943	0	8,682
Hancock	27,584	16,157	0	1,387
Kennebec	99,515	2,550	371	3,104
Knox	21,253	49	0	553
Lincoln	32,052	84	0	66
Oxford	169,766	107,397	0	3,366
Penobscot	171,946	30,770	32	8,770
Piscataquis	35,598	46,032	0	4,418
Sagadahoc	3,062	186	1,866	683
Somerset	146,383	34,970	0	21,209
Statewide*	0	0	0	7,175
Waldo	40,858	13,460	0	1,813
Washington	32,344	24,723	0	540
York	138,033	10,134	493	793
Maine wood processed:	1,739,366	588,700	14,880	76,698
Exported from Maine without processing:	507,640	357,706	0	2,525
Total harvested from Maine Forests:	2,247,006	946,406	14,880	79,223
Imported from out of state:	298,713	348,312	19,500	67
Total processed by Maine Forest Products Industry:	2,038,079	937,012	34,380	76,765

Import Origins

States:

Connecticut
Massachusetts
New Hampshire
New York
Rhode Island
Vermont

Provinces:

New Brunswick
Quebec

Export Destinations

States:

Connecticut
Indiana
Massachusetts
Michigan
New Hampshire
New Jersey
New York
Pennsylvania
Rhode Island
Vermont

Provinces:

New Brunswick
Quebec

Countries:

China
Thailand

* This is the ninth Wood Processor Report to separately report firewood as a new product. Report forms were sent to known firewood dealers. In the past some firewood was uniquely identified and reported to MFS as an export, and MFS grouped these minor volumes into the pulpwood product. This by no means a complete accounting of the volume of processed firewood merchandized, sold, or distributed within Maine, or as an export or import. The only previous estimation of annual firewood consumption is a survey conducted by the State Planning Office in the early 1990's. That survey estimated an annual processing, sale, distribution and consumption of 400,000 cords. MFS will continue to improve its survey methods in order to obtain a consistent and reliable estimate of annual firewood processing.

In addition, this is the ninth year we have received reports from Maine's pellet mills. We have included reported volumes for pellet production under this section also.

*Volumes reported with no indication of originating county were identified as Statewide volume.

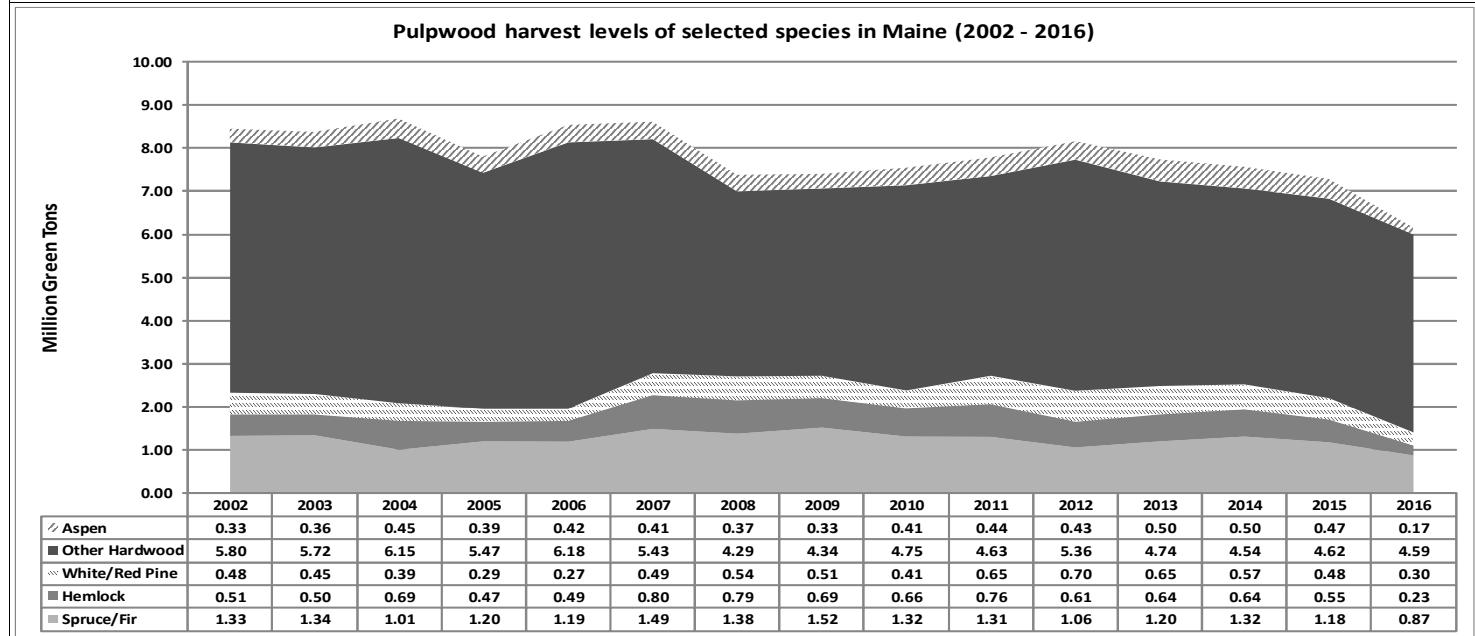
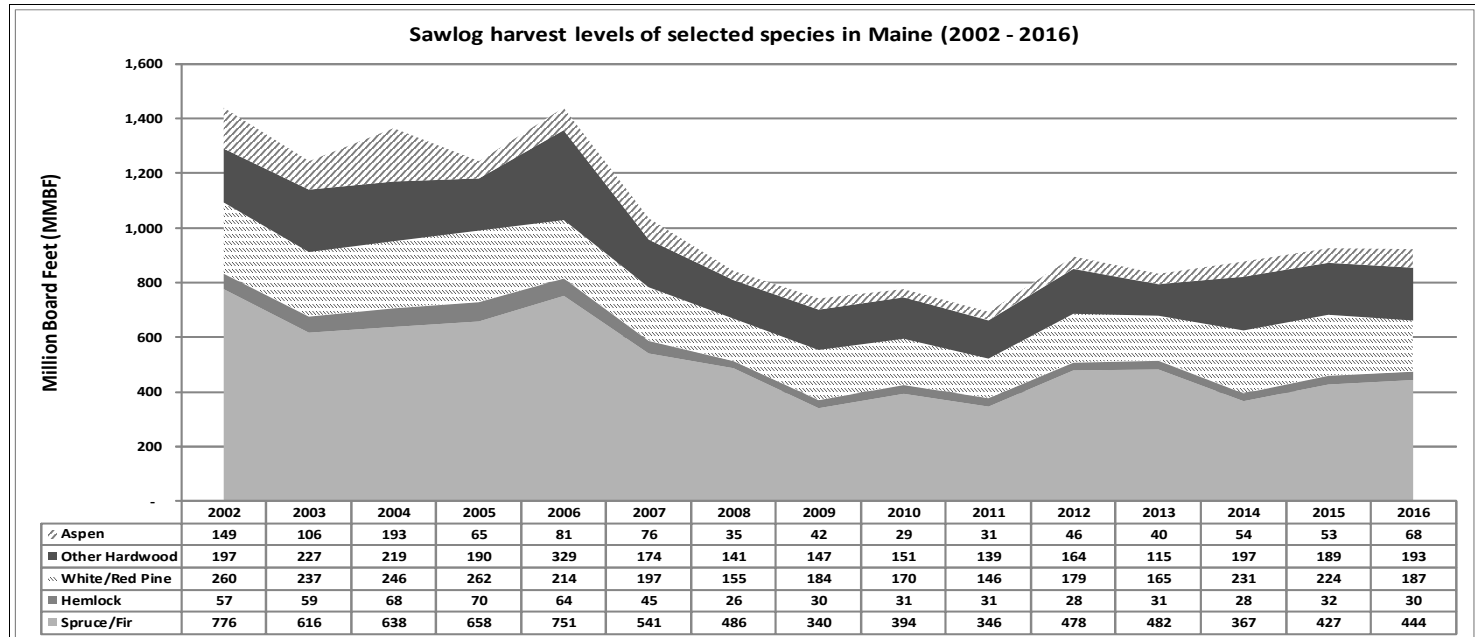
SUMMARY**2016 Wood flow in Maine as reported to the Maine Forest Service**

Product	Harvest, Export, Import, Instate Processing	Total Volume in 2016	Total Volume in Green Tons
Sawlogs (in MBF) 1 MBF = 1,000 board feet <i>Note on conversions: see conversion table at the end of report</i>	a. Maine wood processed	701,945	3,077,147
	b. Exported from Maine without processing	238,608	1,088,812
	c. Total harvested from Maine forests (a+b=c)	940,553	4,165,959
	d. Imported from out of state	152,913	661,490
	f. Total processed by Maine Forest Products Industry (a+d=e)	854,858	3,738,637
Pulpwood (in green tons)	a. Maine wood processed	5,539,226	5,539,226
	b. Exported from Maine without processing	661,157	661,157
	c. Total harvested from Maine forests (a+b=c)	6,200,383	6,200,383
	d. Imported from out of state	1,655,963	1,655,963
	f. Total processed by Maine Forest Products Industry (a+d=e)	7,195,189	7,195,189
Biomass Chips (in green tons)	a. Maine wood processed	1,739,366	1,739,366
	b. Exported from Maine without processing	507,640	507,640
	c. Total harvested from Maine forests (a+b=c)	2,247,006	2,247,006
	d. Imported from out of state	298,713	298,713
	f. Total processed by Maine Forest Products Industry (a+d=e)	2,038,079	2,038,079
Firewood / Pellets (in cords) <i>Note on conversion: 1 cord = 2.5 green tons</i>	a. Maine wood processed	76,698	191,745
	b. Exported from Maine without processing	2,525	6,313
	c. Total harvested from Maine forests (a+b=c)	79,223	198,058
	d. Imported from out of state	67	168
	f. Total processed by Maine Forest Products Industry (a+d=e)	76,765	191,913
Totals (in green tons)	a. Maine wood processed		10,547,484
	b. Exported from Maine without processing		2,263,922
	c. Total harvested from Maine forests (a+b=c)		12,811,406
	d. Imported from out of state		2,616,333
	f. Total processed by Maine Forest Products Industry (a+d=e)		13,163,817

Wood Harvesting Trends (2002-2016)

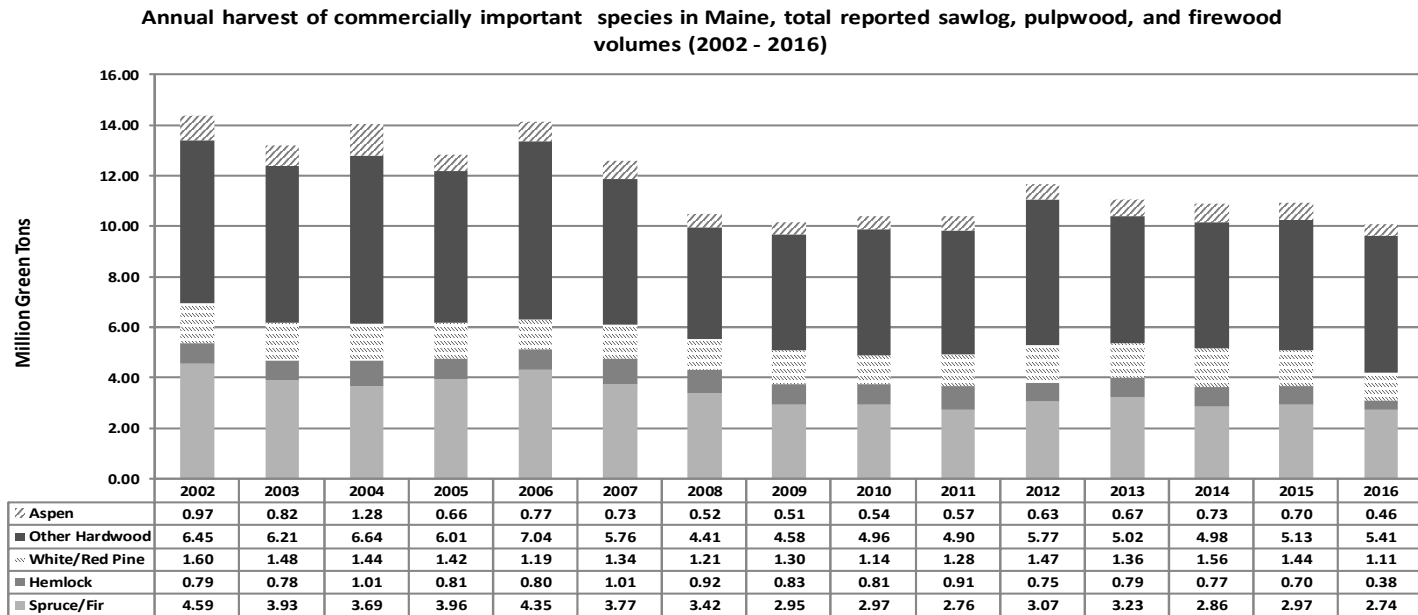
The Maine Forest Service has been collecting data on volume of wood harvested since the late 1940's. The following three charts illustrate wood harvesting trends over the past 15 years.

The two graphs to the right show the harvest volumes for selected species for sawlogs and pulpwood. These volumes include exported volumes.



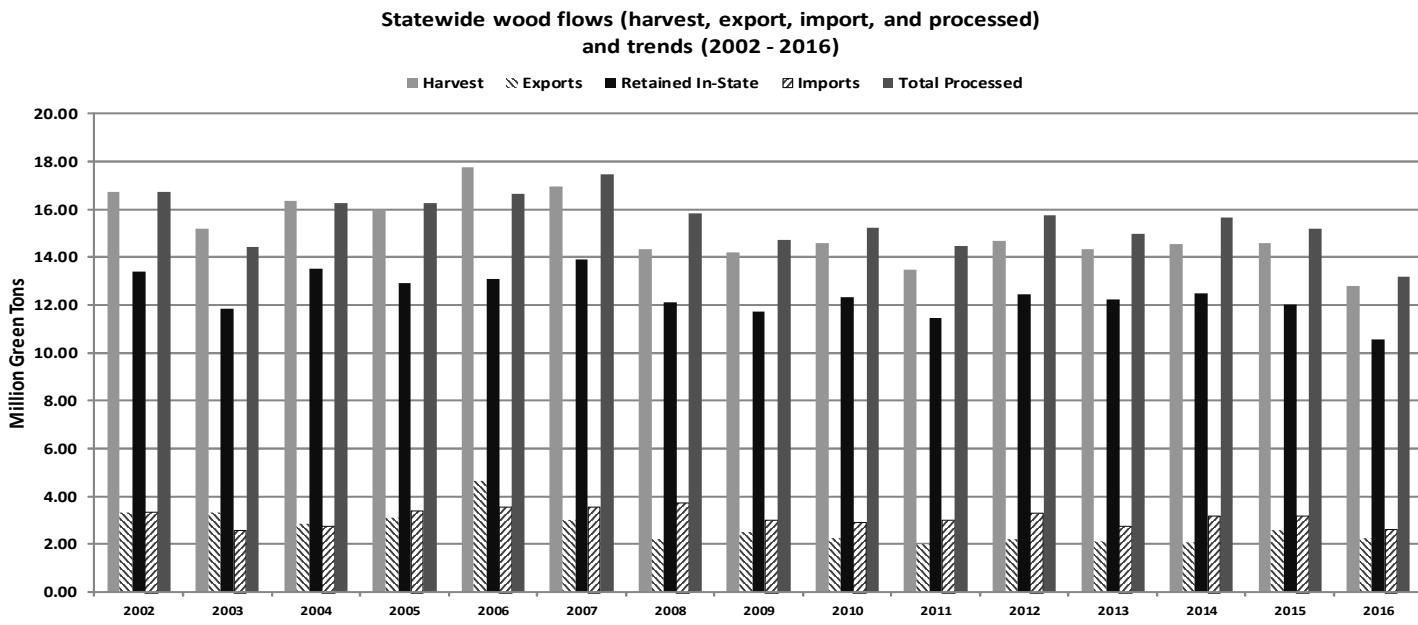
Wood Harvesting Trends (2002-2016)

The graph to the right shows the volumes for commercially important species.



Statewide Wood Flows (2002-2016)

The graph to the right shows the volumes of forest products being exported from Maine, imported into Maine, and processed within



**Conversion Table
MBF/Weight Equivalents
for various Maine Commercial Tree Species**

These conversions are used by the Maine Forest Service.

Users of this report may wish to confirm the conversion rate(s) used by individual mills and/or contractors who purchase wood.

<u>Species</u>	<u>MBF</u>	<u>Tons</u>
Spruce Fir	1	4.2
White Pine	1	4.3
Red Pine	1	4.3
Hemlock	1	4.8
Cedar	1	3.4
Tamarack (Larch)	1	4.8
Beech	1	4.5
White Birch	1	4.5
Yellow Birch	1	5.4
Sugar Maple	1	5.4
Red Maple	1	4.5
White Oak	1	5.4
Red Oak	1	5.4
Ash	1	4.5
Aspen/Poplar	1	4.3
Softwood	1	4.6
Hardwood	1	5.4
Mixed Wood	1	4.6

For purposes of comparing volumes, a rough conversion of 1 MBF = 2 cords is commonly used.

These conversions factors are handy for making estimates and for forest inventory purposes, but are advisory only. The weight of a particular volume of wood varies greatly by species, time of year and other factors.

It is illegal in Maine to convert from one system of measurement to another for the basis of payment (e.g. convert a mill payment for pulpwood in dollars per ton to a landowner payment in dollars per cord).



Maine Forest Service District Foresters

Oliver Markewicz

2281 Alfred Road
Lyman, ME 04002
Phone: (207) 441-3712
E-mail: oliver.c.markewicz@maine.gov

Morten Moesswilde

536 Waldoboro Road
Jefferson, ME 04348
Phone: (207) 441-2895
E-mail: morten.moesswilde@maine.gov

Sandy Walczyk

P.O. Box 130
Jonesboro, ME 04468
Phone: (207) 441-4924
E-mail: sandra.l.walczyk@maine.gov

Terri Coolong

P.O. Box 415
Old Town, ME 04468
Phone: (207) 215-0679
E-mail: terri.r.coolong@maine.gov

Dan Jacobs

2 Forestry Road
Island Falls, ME 04747
Phone: (207) 441-4128
E-mail: dan.jacobs@maine.gov

Shane Duigan

356 Shaker Road
Gray, ME 04039
Phone: (207) 592-1251
E-mail: shane.p.duigan@maine.gov

Patty Cormier

P.O. Box 416
Norridgewock, ME 04957
Phone: (207) 592-2238
E-mail: patty.cormier@maine.gov

Gordon Moore

P.O. Box 1107
Greenville, ME 04441
Phone: (207) 441-4139
E-mail: gordon.moore@maine.gov

Merle Ring

131 Bethel Road
West Paris, ME 04289
Phone: (207) 441-3276
E-mail: merle.ring@maine.gov

Randy Lagasse

45 Radar Road
Ashland, ME 04732
Phone: (207) 557-1086
E-mail: randy.lagasse@maine.gov

Maine Forest Service - Main Office - Augusta 1-800-367-0223 (instate) or 207-287-2791
email: forestinfo@maine.gov